

NEW YOUTH MINISTRY



SUNDAY WORSHIP
9:00 AM
EAST AVENUE
ALLISON PA 15413

Visit Our Website: allisonchristianchurch.org click on the **X-factor** tab (top right) this will take you to the youth page. Once on the Youth Page - click on **Virtual Youth Room.5pdf** this will open the Virtual Youth Room.

When in the Youth room click on objects to reveal things.

Join us on Facebook LIVE: [Allison Christian Church New Youth Ministry In Action](#)

Join us on YouTube: [AllisonChristianChurch](#)

DUE TO COVID WE ARE CURRENTLY MEETING ONLINE ONLY

1

BIBLE READING

Are you reading your bible daily?
See Website for Reading Schedule.

2

OLD TESTAMENT QUESTION

What book of the Bible is in the middle of the Bible?

3

HOW MANY BOOKS ARE IN THE BIBLE?


Old Testament?
New Testament?



YOUTH LEADERS
Tracy Glidden &
Denise Marker



Happy EASTER!

Look for the 

(Answer: Psalms)



After Jesus died, a man named Joseph (from a place called Arimathea) put Jesus in His tomb that nobody had ever used. The tombs they used then were cut out of rock, almost like a cave, they weren't buried deep in the ground like they are now. Before Joseph left, he and some men rolled a large heavy stone in front of the tomb.

Mary and Mary Magdalene had waited a day to see Jesus because they couldn't go on the Sabbath (which was a day of rest). They made spices and oils as a sign of respect to Jesus and went very early Sunday morning to go see Jesus' body.

As they were just about at the tomb, the earth suddenly shook and an angel came down from heaven. He easily rolled away the stone at the entrance of the tomb and sat on top of it. The women looked at each other and rubbed their eyes since they couldn't believe what they had seen -- plus it was very early in the morning, and they were still a little sleepy. The angel was so bright -- almost as bright as lightning! His clothes were as white as snow. There had been guards watching the tomb so no one would steal Jesus' body. When they saw the angel, they fell over and they couldn't move or speak because they were so afraid. Then the angel said to the women, "Do not be afraid. I know you are looking for Jesus who has died. But He isn't here; He has risen just as He said He would! Come and see for yourself, the tomb is empty."

The women were confused. How could this happen? They were sure Jesus had died, and now He was alive? They looked in the tomb and the cloths Jesus had been wrapped in were lying on the ground; the tomb was empty. Then the angel spoke again, "If you want to find Jesus He's on his way to Galilee."

So the women hurried away, They were laughing and crying at the same time. They didn't know what to feel; they had been so sad that Jesus was dead and now they were so excited that He was alive! They just knew they had to find Jesus, and they had to tell the disciples the good news. As they were running down the path, they turned a corner, and there was Jesus. "Greetings," He said. The ladies fell at His feet and worshiped him. Then Jesus said to them, "Do not be afraid. Go and tell my disciples to come to Galilee. That is where they will see me." The disciples came to Galilee, having heard by this time that Jesus was alive. They were sitting around talking about it when Jesus walked into the room and said to them, "Peace be with you." The disciples immediately stopped talking. Even though they had heard He was alive, they were shocked to see Him standing there with them. Jesus said to them, "Why do you look at me like you've just seen a ghost? Why don't you believe what you're seeing? Look at the scars in my hands and feet. It is really me! Touch me and see, I am not a ghost but a real person." The disciple's mouths were open in amazement because they still didn't know what to think. They were so full of joy, and yet it was so impossible. Jesus understood what they were thinking, so He said, "This is what I told you would happen, that everything must happen that has already been written in the Bible." Jesus had told the disciples when they had the Last Supper together; they took the bread at communion and Jesus said, "this is my body which I have given to you..." but the disciples hadn't understood what it really meant. Then Jesus told them, "You have seen these things that have happened, so stay in the city and soon I am going to give you what God has promised you: the Holy Spirit. When we become Christians, Jesus automatically gives us the Holy Spirit to live inside of us. The Holy Spirit makes us know when we have done something wrong. We might feel sick to our stomach, or just get a bad feeling but that is the Holy Spirit reminding us that we are doing something wrong, or that we need to stop and say sorry and ask for forgiveness for what we've done. The story is almost done, but Jesus had one more person to see. His name was Thomas, and he was one of the disciples that wasn't there when Jesus met with them. Thomas had also heard that Jesus was alive, but would not believe until he saw Jesus with his own eyes. A week later when Thomas finally saw Jesus, Jesus said to him, "Put your finger here; see my hands. Stop doubting and believe." But Jesus continued, "Because you have seen me, you have believed; but it is more amazing for those who don't see me, and believe anyway. "It's really neat, but Jesus was actually talking to us when He said this. If you believe in Him, without seeing Him, He will think you're very special! That is exactly what faith is: believing in God even though you can't see Him.

16 Ingredients

450g pkt Betty Crocker Vanilla Cupcake Mix 60g
butter, softened
2 Eggs
1/2 cup milk
1 cup desiccated coconut
12 white marshmallows
6 pink marshmallows
24 brown M&M's Minis
12 pink M&M's Minis
145g pkt Creative Kitchen Fairy Sweetheart
Toppings, 24 pink hearts
Dark chocolate writing icing, to decorate

White chocolate icing

3/4 cups unsalted butter, softened
1 3/4 cups icing sugar mixture
2 tbsp milk
1 tsp vanilla essence
3/4 cup **white chocolate**, melted



Step 1 🐰

Preheat oven to 180C. Line twelve 1/3-cup muffin pan holes with paper cases.



Step 2 - Make the cupcakes using cupcake mix, butter, eggs and milk following packet directions. Set aside to cool.

Step 3 - To make the white chocolate icing, use an electric mixer to beat the butter in a bowl until very pale. Gradually add the icing sugar, in batches, beating well after each addition. Add the milk and vanilla and beat until combined. Add white chocolate. Beat until combined.

Step 4 - Place the coconut in a small bowl. Reserve 1 tbs white chocolate icing. Spread remaining icing over each cake. Dip the top of each cake in coconut to lightly coat. Cut white marshmallows in half. Cut pink marshmallows in half, then cut each half into 2 pieces. Use a little of the reserved icing to attach a pink marshmallow piece to each white marshmallow piece to make ears. Use remaining buttercream to attach the ears, brown M&M's Minis for eyes, pink M&M's Minis for noses and pink hearts for a mouth to each cupcake. Use writing icing to pipe whiskers onto each cupcake.



HAPPY EASTER

HAPPY EASTER  - Things on the Virtual Youth Room will be changing from time to time, so be sure to check in to see what's happening. If you have anything you would like to have added to our room you can email Denise. If you have any questions please let Denise or Tracy know. 

Look for the following things in our **Virtual Youth Room — Click on:**

Bible- 365 day Bible Readings,

Popcorn- Movie Reviews,

Chalice and Bread- Video on Communion,

Outside Leg on Chalkboard- Main Church Webpage,

Rug outer ring on right- Labyrinth,

Barn at Camp Laurel View on shelf - Camp Schedule,

Pastor Mike's Picture- Email,

Denise below chin - Email,

Tracy on jacket at waist - Email,

Music Notes - K-Love Live,

TV Click on HERE - Video,

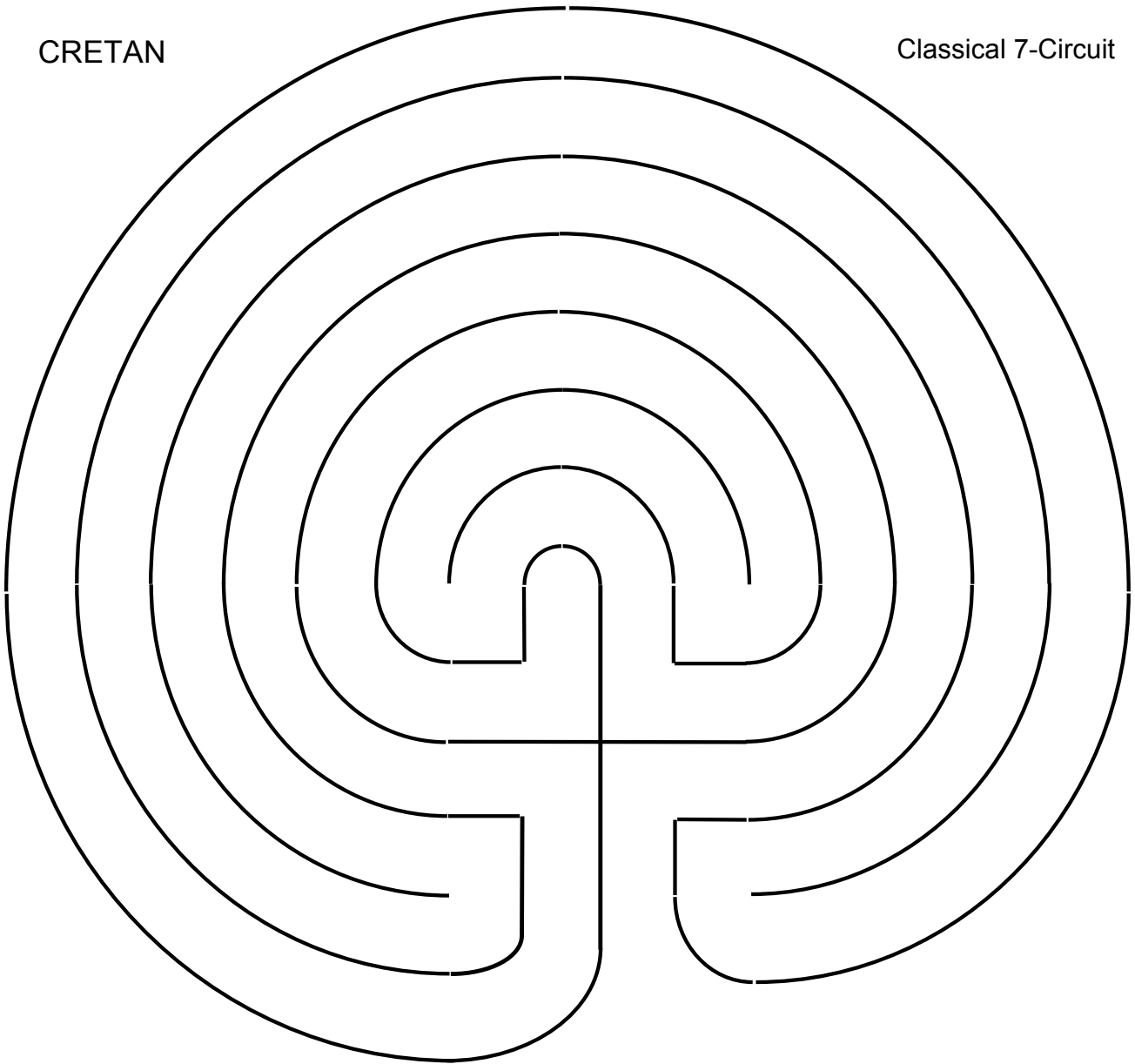
NYMIA Banner- News Letter.

Recipe Box - Recent Recipes

Book Denise is holding - Airship Genesis Audio Stories - Stories will be changed each Thursday evening be sure to listen before then! **NEW FEATURE!**

CRETAN

Classical 7-Circuit



Color in the labyrinth above using crayons, colored pencils etc. Use as many colors as possible; this will make it easier for your eyes to follow your "walking" finger. Choose a walking finger and breathe smoothly. As you trace the path (from the outside opening at the bottom to the center, move at whatever pace feels right for you. As you do so, you may opt to:

- a. Quiet your mind
- b. Pray for yourself or someone else
- c. Keep a question in mind and feel the question using your emotions

At the center, pause and take several slow deep breathers (keeping your finger inside the center or place your hands comfortably on your lap). Here, many believe you are the closest to the center of your spirit and greater insight is available. When ready to leave the center, or feel satisfied (like after eating a good meal) retrace the path back out to the entrance (which now becomes the exit point). Upon leaving the labyrinth, be grateful and thankful for the opportunity to bring divine strength and insight back with you into your daily life.

Click on the link below to go to online word search games... they are really really cool — follow directions on each page.

https://www.christianbiblereference.org/wj_LoveYourNeighbor_0.htm

This one is love your neighbor - after finishing the game click on your back arrow and it will take you to the main page with all of the games listed. Just pick one and have fun!

This is the main page link for all the games:

<https://www.christianbiblereference.org/wordsearch.htm>

Directions for puzzles. All the words listed below are in the puzzle - left, right, up, down or diagonally. Find each word and click its first letter then its last letter to highlight it. After you have found all the words, click the leftover letters in the correct order to form the *mystery answer*. To work the puzzle on paper instead: Print this page and circle each letter of the words you find.

This is an example of what the board looks like — you need to go to the website to play the game.... have fun!

R	S	U	S	E	J	H	C
E	E	P	T	H	O	W	O
V	P	L	I	C	T	E	M
E	A	E	U	R	S	H	M
A	R	S	R	U	I	T	A
L	G	S	F	H	R	T	N
E	V	O	L	C	H	A	D
D	L	N	D	Y	C	M	S

THIS WEEK I LEARNED...

This week we learned that Jesus is Alive from Matthew 28 and Luke 24. That Jesus rising from the dead gives us hope, that we will rise to be with Him someday.

MEMORY VERSE: "He is not here: for he is risen, as he said. Come, see the place where the Lord lay." *Matthew 28:6*

QUESTIONS TO ASK:

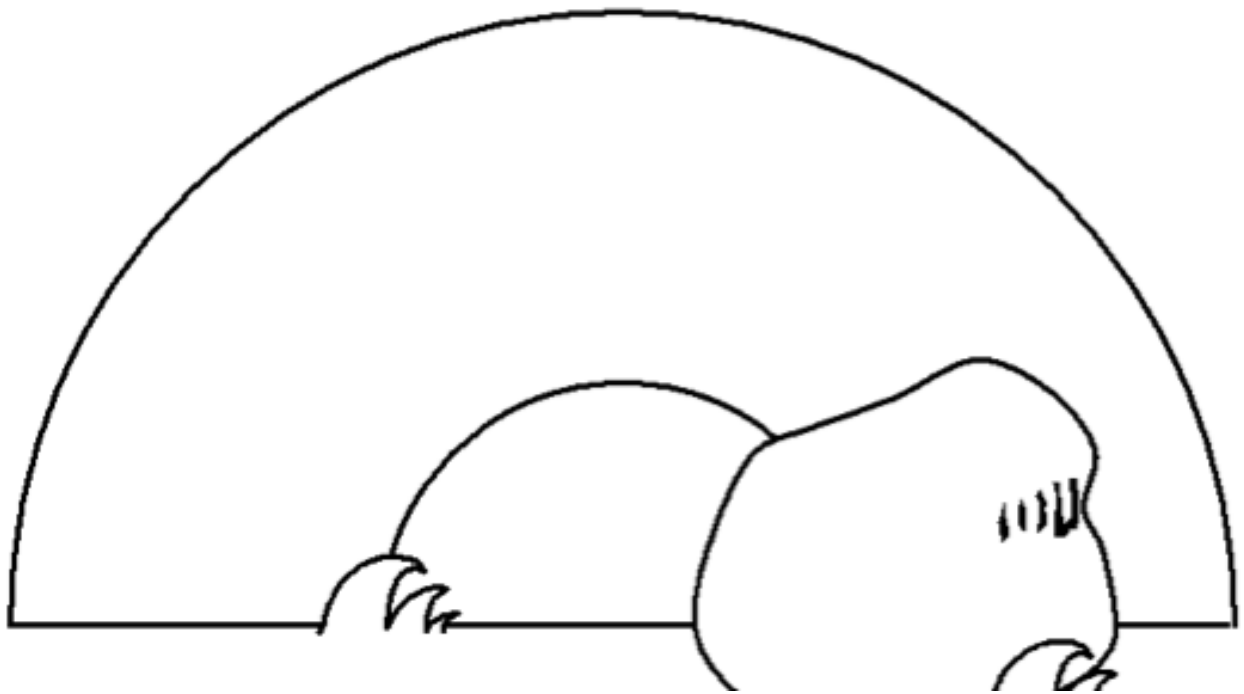
Who told the women that Jesus was alive?

What did Jesus show the disciples to prove that it was really Him?

(His hands and feet)

FAMILY FUN: Discuss as a family the what it means to have faith. In the story we learned about Thomas in John 20:24-31. He didn't believe that Jesus was alive until he saw Jesus hands and feet with his own eyes. God said, "blessed are those who have not seen and yet have believed." Make a list together of things (or worries) that you can trust God about.

Jesus Lives!



[Print Page to Color.....](#)

A Real Easter Bunny

